

Online Admission Procedure 2019-20

Step 1 : Go to Admission portal, click on the e-counseling tab



Step 2 : It will take you to a link of your subject, category (General or reserved). Click on that link as shown below

E-Counseling List

SL NO	List No	Subject	List Name	Last Admission Date	Last Admission Time
1	1	Advertising sales, Promotion and Sales management	B.A Major Advertising sales, Promotion and Sales management General All 1st	06/11/2019	15:30:00

Step 3 : You will be able to see the merit list where your name, Application id will appear. Go to the “Pay Admission Fee” button on the right side of your name.

GOKHALE MEMORIAL GIRLS' COLLEGE


1ST

B.A MAJOR ADVERTISING SALES, PROMOTION AND SALES MANAGEMENT GENERAL ALL



Rank	StudentId	Name	Category	PH	Merit Marks	Status	Action
1	GMGC190017	SARANI...	General	N	...		Pay Admission Fee
2	GMGC190027	ANURNA BHATT...	General	N	...		Pay Admission Fee

Step 4 : It will take you to a page where your application id will be shown, you have to enter your Date of Birth in dd/mm/yyyy format (including /) and enter the captcha.



The screenshot shows a web form titled "Authentication". It contains three input fields: "Candidate ID" with the value "GMGC190" and a blacked-out portion, "DOB(dd/mm/yyyy)", and "Enter Capcha". There are "Exit" and "Submit" buttons. Below the "Enter Capcha" field is a captcha image showing the characters "2JBo" in blue on a light blue background. Below the captcha is a red "Status" label.

Step 5 : You will be directed to a page called “Payment Method”. The amount you have to pay will be shown. Two general elective subjects of your choice will be shown here. You have already opted which among the two, you want to read in the 1st semester during filling up the form. You have to select another semester in which you wish to continue that subject. In the example shown below, the candidate has opted for Education & Sociology as GE subjects. She has chosen Education as GE1 i.e. she will read Education in 1st semester. Now she has to choose another semester from the drop-down in which she will continue the same Subject. If she chooses semester 3 option below, that mean she has to take Education in semester 1 & 3. This will automatically fix that She will read the other subject i.e. Sociology in semester 2 & 4. After clicking on submit button, you will be taken to Payment window.

PAYMENT METHOD

Admission Code : 111GMGC19003435

Student Name : BRISTI MONDAL

Applied For : B.A Honours Bengali General All

Admission Fee: 13570

Stream	Honours Subject (Core course)	Pass Subject (Generic Elective,GE) Combination	Pass Subject or Generic Elective in Semester 1	Ability Enhancement. Compulsory Course-1 (AECC-1)	Total score point (TSP / Merit position)
B.A	Bengali	Education,Sociology	Education	Bengali	457

Select Semester :


I do hereby declare to forego other Honours/General subject/s applied.

**Please note admission cod


Cancel

Submit

Step 6 : Pay



payment solutions for every business



payment solutions for every business

PAYMENT MODE

- Saved Card
- Credit Card**
- Debit Card
- Debit Card with ATM
- PIN
- Net Banking
- UPI
- Wallet

Credit Card

Credit Card Number

Name On Card

Bank Name

Save card for future use

Mobile Number Email Id

Billing Details

Mobile Number Email Id

Cancel

Amount Payable

₹ **13764.51**

GOKHALE MEMORIAL GIRLS COLLEGE

Transaction Id :111GMGC19003435

(₹)


Amount: 13570.00

Processing Fee: 164.84

GST: 29.67

* Processing Fee & GST are non refundable.

Step 7 : Print your payment chalan, which will show your trasaction id, candidate id, admission code, Roll no., name and amount you have paid.



GOKHALE MEMORIAL GIRLS' COLLEGE
1/1, Harish Mukherjee Road, Kolkata 700020

Online Payment Slip

Transaction Successfully

Transaction ID	:	0
Candidate Id	:	
Admission Code	:	111GMGC19 [REDACTED]
Student Id	:	
Roll No	:	
Name	:	[REDACTED]
Amount	:	13570.00
Date	:	Tue Jun 11 16:03:40 IST 2019

Print Slip

Exit